


# LED 60\*60 BACKLIT

## Data Sheet

# ITEM NO: 500001

## LED 60\*60 BACKLIT



CAPTION	THE VALUE
Rated wattage	48 W
Rated current	0.2-0.23 mA
Rated Voltage	220-240V
Power Factor	50/60 Hz
Displacement Factor	0.9
Rated lumens	4800 Lm
Efficiency	100 Lm/w
Lumen Maintenance	6000h
Beam Angle	120°
Color temperature	6500 K
Consistency sdcn	<6
CRI	>80
Rated Lifetime	30000 h
Switch cycle	15000
Ta	-10~45°C
Cutout	60*60
Height	35.5 mm
weight	1700 g
Dimming	No
Main color of the luminaire	White

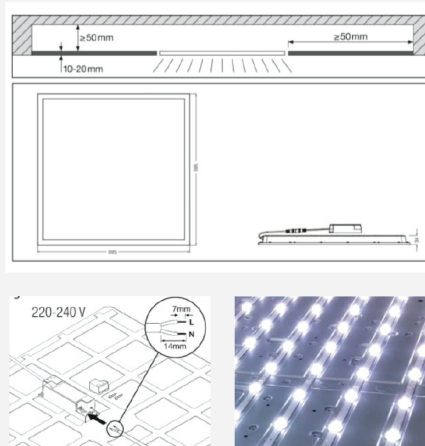
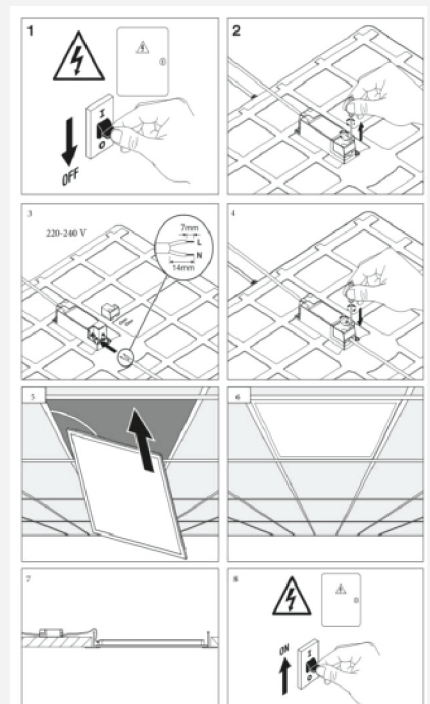
### Areas of application:

- > General indoor illumination
- > Decorative illumination
- > Private living areas



1. Energy Savings
2. Eco-Friendly
3. High Brightness
4. Flexible Features
5. Lights Up Instantly
6. Less Heat Dissipation
7. Shock-Resistant

### INSTRUCTIONS



CRI >80

RoSH

PF >0.9

IP 44

Ta -10~45°C

Apartment

Supermarket

Retail Store

Office

Hotel

School

Hospital