

LED FLOOD LIGHT

Data Sheet

NEWPOWER®

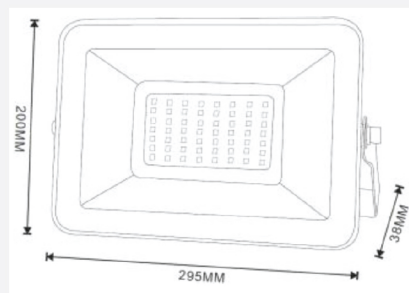
ITEM NO: 106067

LED FLOOD LIGHT DOB


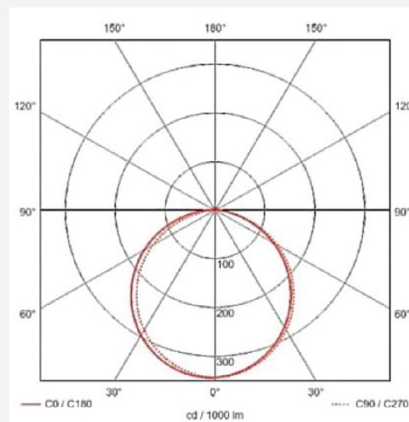
100 W



| CAPTION | THE VALUE |
|-----------------------------|-----------|
| Rated wattage | 100 W |
| Rated current | 38 mA |
| Rated Voltage | 220-240V |
| Power Factor | 50/60 Hz |
| Displacement Factor | 0.9 |
| Rated lumens | 10200 Lm |
| Efficiency | 102 Lm/w |
| Lumen Maintenance | 6000h |
| Beam Angle | 110° |
| Color temperature | 4000 K |
| Consistency sdcn | <6 |
| CRI | >80 |
| Rated Lifetime | 30000 h |
| Switch cycle | 15000 |
| Ta | -20~45°C |
| Length | 295 mm |
| Width | 38 mm |
| Height | 200 mm |
| weight | 1.2 kg |
| Dimming | No |
| Main color of the luminaire | GREY |



Photometric curve



Super protection:

> It is made of very safe materials, so it is environmentally friendly Provides flexibility in installation and ease of installation.

Product benefits:

- > LED design for high product reliability
- > Reduced windage area thanks to slim design
- > Frosted cover made of tempered glass for uniform illumination
- > Dust and water protection according to IP65

Product features:

- > Architectural lighting
- > Landscape lighting
- > Billboard lighting
- > Industrial and storage facilities



CRI >80
RoSH
PF >0.9
IP 65

Ta -20~45°C

Apartment
 Supermarket
 Retail Store
 Office
 Hotel
 School
 Hospital