

LED FLOOD LIGHT

Data Sheet

NEWPOWER[®]

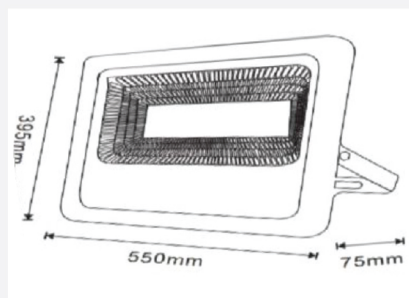
ITEM NO: 106076

LED FLOOD LIGHT DOB


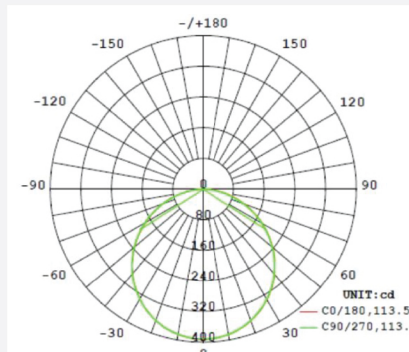
400 W



CAPTION	THE VALUE
Rated wattage	400 W
Rated current	1.7 A
Rated Voltage	100-240V
Power Factor	50/60 Hz
Displacement Factor	0.9
Rated lumens	46000 Lm
Efficiency	115 Lm/w
Lumen Maintenance	6000h
Beam Angle	105°
Color temperature	6500 K
Consistency sdcn	<6
CRI	>80
Rated Lifetime	30000 h
Switch cycle	15000
Ta	-20~45°C
Length	550 mm
Width	10*40.8*55.8 mm
Height	75 mm
weight	6.8 kg
Dimming	No
Main color of the luminaire	Black



Photometric curve



Super protection:

> It is made of very safe materials, so it is environmentally friendly Provides flexibility in installation and ease of installation.

Product benefits:

- > LED design for high product reliability
- > Reduced windage area thanks to slim design
- > Frosted cover made of tempered glass for uniform illumination
- > Dust and water protection according to IP65

Product features:

- > Architectural lighting
- > Landscape lighting
- > Billboard lighting
- > Industrial and storage facilities



CRI >80
RoSH
PF >0.9
IP 65
⚡
🏠
Ta -20~45°C

🏠 Apartment
🛒 Supermarket
👠 Retail Store
💻 Office
👤 Hotel
🎓 School
🏥 Hospital