

LED LAMP

Data Sheet

NEWPOWER[®]

ITEM NO: 104005

LED LAMP - 15 W



A65-2



BULB BASE

Areas of application:


- > General indoor illumination
- > General outdoor illumination
- > Decorative illumination
- > Private living areas

Super protection:

- > It is made of very safe materials, so it is environmentally friendly
- Provides flexibility in installation and ease of installation.



| CAPTION | THE VALUE |
|---------------------|------------|
| Rated wattage | 15 W |
| Rated current | 50-93 mA |
| Rated Voltage | 100-240V |
| Power Factor | 60/50 Hz |
| Displacement Factor | 0.5 |
| Rated lumens | 1521 Lm |
| Efficiency | 89.55 Lm/w |
| Lumen Maintenance | 3000h |
| Beam Angle | 150° |
| Color temperature | 6500 k |
| Consistency sdcM | <6 |
| CRI | >80 |
| Rated Lifetime | 15000 h |
| Switch cycle | 15000 |
| Ta | 45°C |
| Dimming | No |



LED LAMP

Data Sheet

NEWPOWER[®]

ITEM NO: 104006

LED LAMP - 15 W



A65-2



BULB BASE

Areas of application:


- > General indoor illumination
- > General outdoor illumination
- > Decorative illumination
- > Private living areas

Super protection:

- > It is made of very safe materials, so it is environmentally friendly Provides flexibility in installation and ease of installation.



| CAPTION | THE VALUE |
|---------------------|------------|
| Rated wattage | 15 W |
| Rated current | 50-93 mA |
| Rated Voltage | 100-240V |
| Power Factor | 60/50 Hz |
| Displacement Factor | 0.5 |
| Rated lumens | 1521 Lm |
| Efficiency | 89.55 Lm/w |
| Lumen Maintenance | 3000h |
| Beam Angle | 150° |
| Color temperature | 3000 k |
| Consistency sdcn | <6 |
| CRI | >80 |
| Rated Lifetime | 15000 h |
| Switch cycle | 15000 |
| Ta | 45°C |
| Dimming | No |



LED LAMP GU10

Data Sheet

NEWPOWER[®]

ITEM NO: 104049

LED LAMP GU10 - 5 W



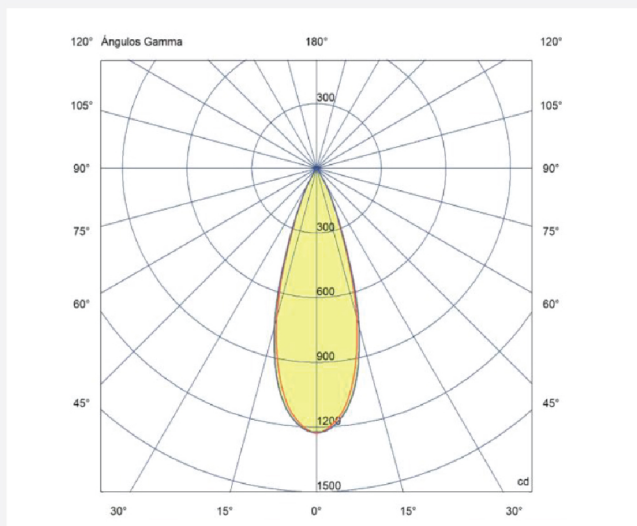
Areas of application:

- > General indoor illumination
- > General outdoor illumination
- > Decorative illumination
- > Private living areas


Super protection:

- > It is made of very safe materials, so it is environmentally friendly
- Provides flexibility in installation and ease of installation.

Photometric curve



| CAPTION | THE VALUE |
|---------------------|-----------|
| Rated wattage | 5 W |
| Rated current | 50-93 mA |
| Rated Voltage | 100-240V |
| Power Factor | 60/50 Hz |
| Displacement Factor | 0.5 |
| Rated lumens | 400 Lm |
| Efficiency | 80 Lm/w |
| Lumen Maintenance | 6000h |
| Beam Angle | 36° |
| Color temperature | 3000 k |
| Consistency sdcn | <6 |
| CRI | >80 |
| Rated Lifetime | 15000 h |
| Switch cycle | 15000 |
| Ta | -20~45 °c |
| Width | 50 mm |
| Height | 56 mm |
| Weight | 100 g |
| Dimming | No |



LED LAMP

Data Sheet

NEWPOWER[®]

ITEM NO: 104050

LED LAMP - 9 W



A60-3



BULB BASE

Areas of application:


- > General indoor illumination
- > General outdoor illumination
- > Decorative illumination
- > Private living areas

Super protection:

- > It is made of very safe materials, so it is environmentally friendly
- Provides flexibility in installation and ease of installation.



| CAPTION | THE VALUE |
|---------------------|------------|
| Rated wattage | 9 W |
| Rated current | 50-93 mA |
| Rated Voltage | 100-240V |
| Power Factor | 60/50 Hz |
| Displacement Factor | 0.5 |
| Rated lumens | 806 Lm |
| Efficiency | 89.55 Lm/w |
| Lumen Maintenance | 6000h |
| Beam Angle | 150° |
| Color temperature | 6500 k |
| Consistency sdcn | <6 |
| CRI | >80 |
| Rated Lifetime | 15000 h |
| Switch cycle | 15000 |
| Ta | 45°C |
| Dimming | No |



LED LAMP

Data Sheet

NEWPOWER[®]

ITEM NO: 104051

LED LAMP - 9 W



A60-3



BULB BASE

Areas of application:


- > General indoor illumination
- > General outdoor illumination
- > Decorative illumination
- > Private living areas

Super protection:

- > It is made of very safe materials, so it is environmentally friendly Provides flexibility in installation and ease of installation.



| CAPTION | THE VALUE |
|---------------------|------------|
| Rated wattage | 9 W |
| Rated current | 50-93 mA |
| Rated Voltage | 100-240V |
| Power Factor | 60/50 Hz |
| Displacement Factor | 0.5 |
| Rated lumens | 806 Lm |
| Efficiency | 89.55 Lm/w |
| Lumen Maintenance | 6000h |
| Beam Angle | 150° |
| Color temperature | 3000 k |
| Consistency sdcM | <6 |
| CRI | >80 |
| Rated Lifetime | 15000 h |
| Switch cycle | 15000 |
| Ta | 45°C |
| Dimming | No |



LED LAMP

Data Sheet

NEWPOWER[®]

ITEM NO: 104057

LED LAMP - 20 W



A80-9



BULB BASE

Areas of application:


- > General indoor illumination
- > General outdoor illumination
- > Decorative illumination
- > Private living areas

Super protection:

- > It is made of very safe materials, so it is environmentally friendly
Provides flexibility in installation and ease of installation.



| CAPTION | THE VALUE |
|---------------------|------------|
| Rated wattage | 20 W |
| Rated current | 50-93 mA |
| Rated Voltage | 100-240V |
| Power Factor | 60/50 Hz |
| Displacement Factor | 0.5 |
| Rated lumens | 1800 Lm |
| Efficiency | 89.55 Lm/w |
| Lumen Maintenance | 3000h |
| Beam Angle | 150° |
| Color temperature | 3000 k |
| Consistency sdcn | <6 |
| CRI | >80 |
| Rated Lifetime | 15000 h |
| Switch cycle | 15000 |
| Ta | 45°C |
| Dimming | No |



LED LAMP

Data Sheet

NEWPOWER[®]

ITEM NO: 104066

LED LAMP - 12 W



A60-3



BULB BASE

Areas of application:

- > General indoor illumination
- > General outdoor illumination
- > Decorative illumination
- > Private living areas

Super protection:

- > It is made of very safe materials, so it is environmentally friendly Provides flexibility in installation and ease of installation.



| CAPTION | THE VALUE |
|---------------------|------------|
| Rated wattage | 12 W |
| Rated current | 50-93 mA |
| Rated Voltage | 100-240V |
| Power Factor | 60/50 Hz |
| Displacement Factor | 0.5 |
| Rated lumens | 1200 Lm |
| Efficiency | 89.55 Lm/w |
| Lumen Maintenance | 6000h |
| Beam Angle | 150° |
| Color temperature | 6500 k |
| Consistency sdcn | <6 |
| CRI | >80 |
| Rated Lifetime | 15000 h |
| Switch cycle | 15000 |
| Ta | 45°C |
| Dimming | No |

CRI
>80

RoSH

PF
>0.9

IP
20



Ta
45°C



Apartment



Supermarket



Retail Store



Office



Hotel



School



Hospital

LED LAMP

Data Sheet

NEWPOWER[®]

ITEM NO: 104067

LED LAMP - 12 W



A60-3



BULB BASE

Areas of application:

- > General indoor illumination
- > General outdoor illumination
- > Decorative illumination
- > Private living areas

Super protection:

- > It is made of very safe materials, so it is environmentally friendly
Provides flexibility in installation and ease of installation.



| CAPTION | THE VALUE |
|---------------------|------------|
| Rated wattage | 12 W |
| Rated current | 50-93 mA |
| Rated Voltage | 100-240V |
| Power Factor | 60/50 Hz |
| Displacement Factor | 0.5 |
| Rated lumens | 1200 Lm |
| Efficiency | 89.55 Lm/w |
| Lumen Maintenance | 3000h |
| Beam Angle | 150° |
| Color temperature | 3000 k |
| Consistency sdcn | <6 |
| CRI | >80 |
| Rated Lifetime | 15000 h |
| Switch cycle | 15000 |
| Ta | 45°C |
| Dimming | No |

CRI
>80

RoSH

PF
>0.9

IP
20



Ta
45°C



Apartment



Supermarket



Retail Store



Office



Hotel



School



Hospital

LED LAMP

Data Sheet

NEWPOWER[®]

ITEM NO: 104068

LED LAMP - 12 W



A60-3



BULB BASE

Areas of application:


- > General indoor illumination
- > General outdoor illumination
- > Decorative illumination
- > Private living areas

Super protection:

- > It is made of very safe materials, so it is environmentally friendly
- Provides flexibility in installation and ease of installation.



| CAPTION | THE VALUE |
|---------------------|------------|
| Rated wattage | 12 W |
| Rated current | 50-93 mA |
| Rated Voltage | 100-240V |
| Power Factor | 60/50 Hz |
| Displacement Factor | 0.5 |
| Rated lumens | 1200 Lm |
| Efficiency | 89.55 Lm/w |
| Lumen Maintenance | 3000h |
| Beam Angle | 150° |
| Color temperature | 4000 k |
| Consistency sdcn | <6 |
| CRI | >80 |
| Rated Lifetime | 15000 h |
| Switch cycle | 15000 |
| Ta | 45°C |
| Dimming | No |



LED LAMP GU10

Data Sheet

NEWPOWER[®]

ITEM NO: 104073

LED LAMP GU10 - 7 W



Areas of application:


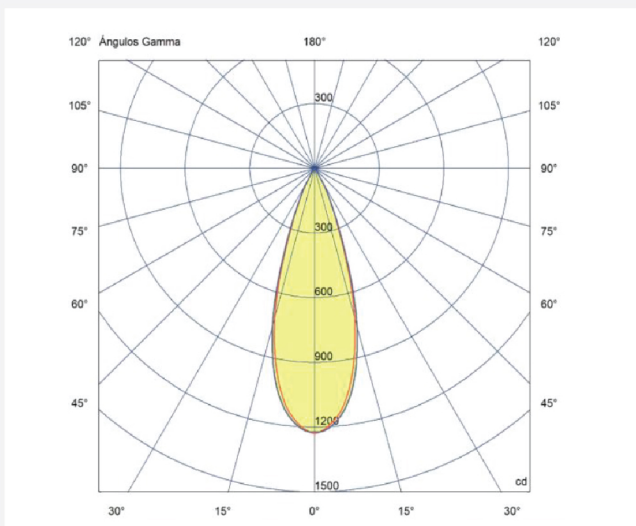
- > General indoor illumination
- > General outdoor illumination
- > Decorative illumination
- > Private living areas

Super protection:

- > It is made of very safe materials, so it is environmentally friendly
- Provides flexibility in installation and ease of installation.

| CAPTION | THE VALUE |
|---------------------|-------------|
| Rated wattage | 7 W |
| Rated current | 50-93 mA |
| Rated Voltage | 100-240V |
| Power Factor | 60/50 Hz |
| Displacement Factor | 0.5 |
| Rated lumens | 520 Lm |
| Efficiency | 74.92 Lm/w |
| Lumen Maintenance | 6000h |
| Beam Angle | 36° |
| Color temperature | 3000 k |
| Consistency sdcn | <6 |
| CRI | > 80 |
| Rated Lifetime | 15000 h |
| Switch cycle | 15000 |
| Ta | -20 ~ 45 °c |
| Width | 50 mm |
| Height | 56 mm |
| Weight | 100 g |
| Dimming | No |

Photometric curve



LED LAMP

Data Sheet

NEWPOWER[®]

ITEM NO: 104078

LED LAMP - 20 W



A80-6



BULB BASE

Areas of application:


- > General indoor illumination
- > General outdoor illumination
- > Decorative illumination
- > Private living areas

Super protection:

- > It is made of very safe materials, so it is environmentally friendly
- Provides flexibility in installation and ease of installation.



| CAPTION | THE VALUE |
|---------------------|------------|
| Rated wattage | 20 W |
| Rated current | 50-93 mA |
| Rated Voltage | 100-240V |
| Power Factor | 60/50 Hz |
| Displacement Factor | 0.5 |
| Rated lumens | 2000 Lm |
| Efficiency | 89.55 Lm/w |
| Lumen Maintenance | 3000h |
| Beam Angle | 150° |
| Color temperature | 6500 k |
| Consistency sdcn | <6 |
| CRI | >80 |
| Rated Lifetime | 15000 h |
| Switch cycle | 15000 |
| Ta | 45°C |
| Dimming | No |



LED LAMP

Data Sheet

NEWPOWER[®]

ITEM NO: 104079

LED LAMP - 20 W



A80-9



BULB BASE

Areas of application:


- > General indoor illumination
- > General outdoor illumination
- > Decorative illumination
- > Private living areas

Super protection:

- > It is made of very safe materials, so it is environmentally friendly
- Provides flexibility in installation and ease of installation.



| CAPTION | THE VALUE |
|---------------------|------------|
| Rated wattage | 20 W |
| Rated current | 50-93 mA |
| Rated Voltage | 100-240V |
| Power Factor | 60/50 Hz |
| Displacement Factor | 0.5 |
| Rated lumens | 1800 Lm |
| Efficiency | 89.55 Lm/w |
| Lumen Maintenance | 3000h |
| Beam Angle | 150° |
| Color temperature | 3000 k |
| Consistency sdcn | <6 |
| CRI | >80 |
| Rated Lifetime | 15000 h |
| Switch cycle | 15000 |
| Ta | 45°C |
| Dimming | No |



LED LAMP GU10

Data Sheet

NEWPOWER®

ITEM NO: 104080

LED LAMP GU10 - 7 W



Areas of application:


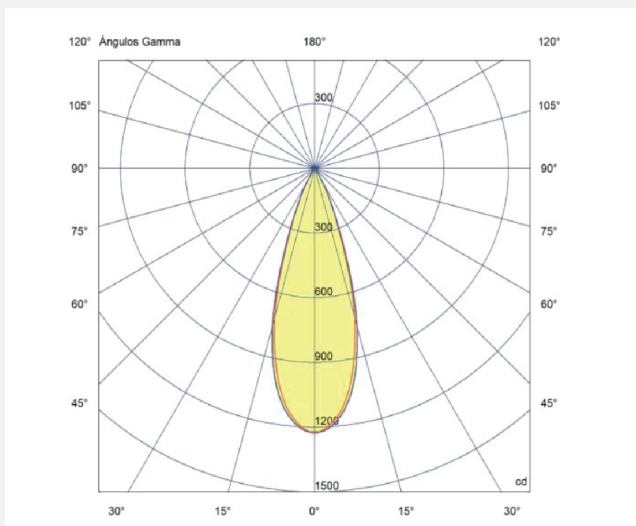
- > General indoor illumination
- > General outdoor illumination
- > Decorative illumination
- > Private living areas

Super protection:

- > It is made of very safe materials, so it is environmentally friendly
- Provides flexibility in installation and ease of installation.

| CAPTION | THE VALUE |
|---------------------|-------------|
| Rated wattage | 7 W |
| Rated current | 50-93 mA |
| Rated Voltage | 100-240V |
| Power Factor | 60/50 Hz |
| Displacement Factor | 0.5 |
| Rated lumens | 520 Lm |
| Efficiency | 74.92 Lm/w |
| Lumen Maintenance | 6000h |
| Beam Angle | 36° |
| Color temperature | 6500 k |
| Consistency sdcn | <6 |
| CRI | > 80 |
| Rated Lifetime | 15000 h |
| Switch cycle | 15000 |
| Ta | -20 ~ 45 °c |
| Width | 50 mm |
| Height | 56 mm |
| Weight | 100 g |
| Dimming | No |

Photometric curve



LED LAMP GU10

Data Sheet

NEWPOWER[®]

ITEM NO: 104081

LED LAMP GU10 - 7 W



Areas of application:


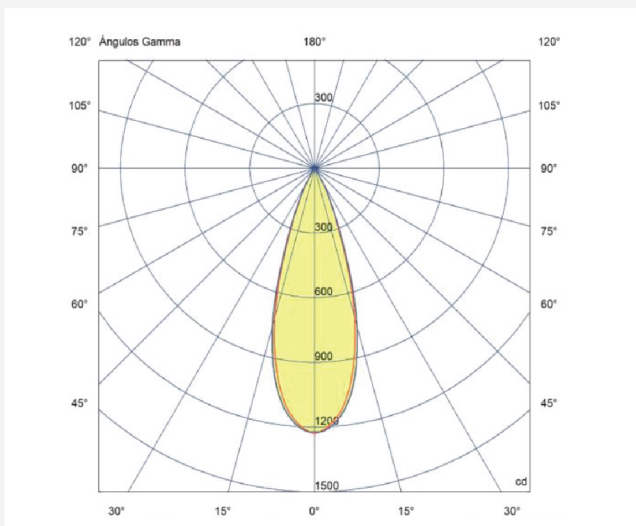
- > General indoor illumination
- > General outdoor illumination
- > Decorative illumination
- > Private living areas

Super protection:

- > It is made of very safe materials, so it is environmentally friendly
- Provides flexibility in installation and ease of installation.

| CAPTION | THE VALUE |
|---------------------|-------------|
| Rated wattage | 7 W |
| Rated current | 50-93 mA |
| Rated Voltage | 100-240V |
| Power Factor | 60/50 Hz |
| Displacement Factor | 0.5 |
| Rated lumens | 520 Lm |
| Efficiency | 74.92 Lm/w |
| Lumen Maintenance | 6000h |
| Beam Angle | 36° |
| Color temperature | 4000 k |
| Consistency sdcn | <6 |
| CRI | > 80 |
| Rated Lifetime | 15000 h |
| Switch cycle | 15000 |
| Ta | -20 ~ 45 °c |
| Width | 50 mm |
| Height | 56 mm |
| Weight | 100 g |
| Dimming | No |

Photometric curve



LED LAMP GU10

Data Sheet

NEWPOWER[®]

ITEM NO: 104082

LED LAMP GU10 - 7 W



Areas of application:


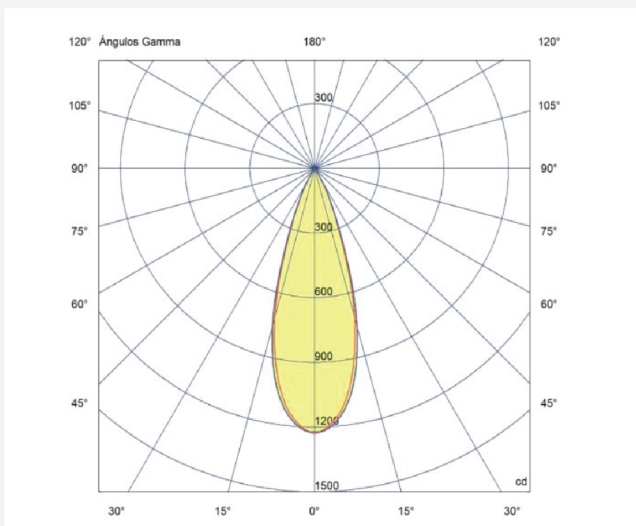
- > General indoor illumination
- > General outdoor illumination
- > Decorative illumination
- > Private living areas

Super protection:

- > It is made of very safe materials, so it is environmentally friendly
- Provides flexibility in installation and ease of installation.

| CAPTION | THE VALUE |
|---------------------|-------------|
| Rated wattage | 7 W |
| Rated current | 50-93 mA |
| Rated Voltage | 100-240V |
| Power Factor | 60/50 Hz |
| Displacement Factor | 0.5 |
| Rated lumens | 520 Lm |
| Efficiency | 74.92 Lm/w |
| Lumen Maintenance | 6000h |
| Beam Angle | 36° |
| Color temperature | 2700 k |
| Consistency sdcn | <6 |
| CRI | > 80 |
| Rated Lifetime | 15000 h |
| Switch cycle | 15000 |
| Ta | -20 ~ 45 °c |
| Width | 50 mm |
| Height | 56 mm |
| Weight | 100 g |
| Dimming | No |

Photometric curve



LED LAMP GU10

Data Sheet

NEWPOWER[®]

ITEM NO: 104083 LED LAMP GU10 - 7 W DIMMABLE



Areas of application:

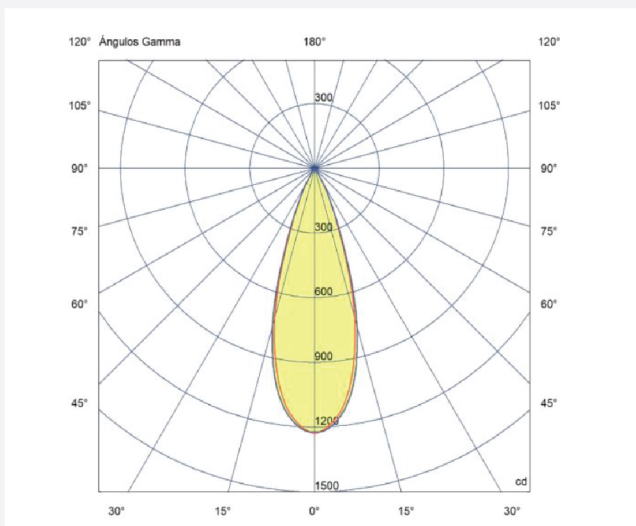
- > General indoor illumination
- > General outdoor illumination
- > Decorative illumination
- > Private living areas

Super protection:

- > It is made of very safe materials, so it is environmentally friendly
- Provides flexibility in installation and ease of installation.

| CAPTION | THE VALUE |
|---------------------|-------------|
| Rated wattage | 7 W |
| Rated current | 50-93 mA |
| Rated Voltage | 100-240V |
| Power Factor | 60/50 Hz |
| Displacement Factor | 0.5 |
| Rated lumens | 450 Lm |
| Efficiency | 64.28 Lm/w |
| Lumen Maintenance | 6000h |
| Beam Angle | 36° |
| Color temperature | 3000 k |
| Consistency sdcn | <6 |
| CRI | > 80 |
| Rated Lifetime | 15000 h |
| Switch cycle | 15000 |
| Ta | -20 ~ 45 °c |
| Width | 50 mm |
| Height | 56 mm |
| Weight | 100 g |
| Dimming | Yes |

Photometric curve



CRI >80 RoSH PF >0.9 IP 20 Ta -20~45°C

Apartment Supermarket Retail Store Office Hotel School Hospital

LED LAMP GU10

Data Sheet

NEWPOWER[®]

ITEM NO: 104091 LED LAMP GU10 - 7 W CRI 95



Areas of application:


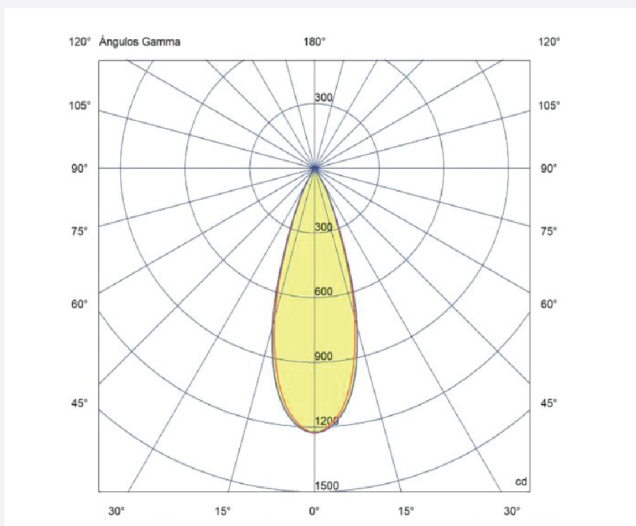
- > General indoor illumination
- > General outdoor illumination
- > Decorative illumination
- > Private living areas

Super protection:

- > It is made of very safe materials, so it is environmentally friendly
- Provides flexibility in installation and ease of installation.

| CAPTION | THE VALUE |
|---------------------|-----------|
| Rated wattage | 7 W |
| Rated current | 50-93 mA |
| Rated Voltage | 100-240V |
| Power Factor | 60/50 Hz |
| Displacement Factor | 0.5 |
| Rated lumens | 700 Lm |
| Efficiency | 100 Lm/w |
| Lumen Maintenance | 6000h |
| Beam Angle | 36° |
| Color temperature | 3000 k |
| Consistency sdcn | <6 |
| CRI | >95 |
| Rated Lifetime | 15000 h |
| Switch cycle | 15000 |
| Ta | -20~45 °c |
| Width | 50 mm |
| Height | 56 mm |
| Weight | 100 g |
| Dimming | No |

Photometric curve



LED LAMP GU10

Data Sheet

NEWPOWER[®]

ITEM NO: 104092

LED LAMP GU10 - 7 W

CRI 95



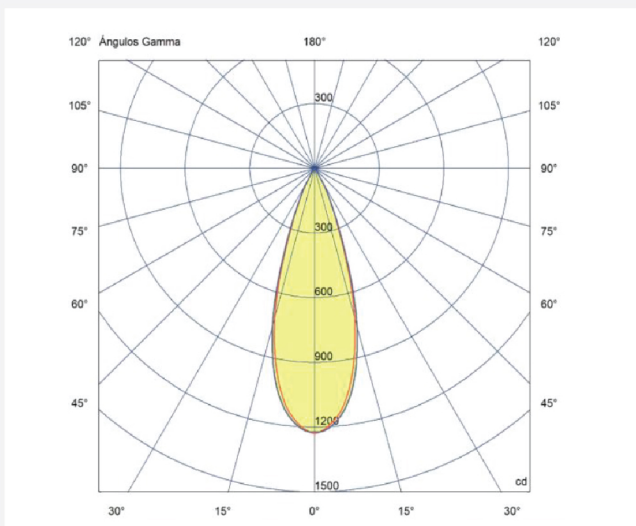
Areas of application:

- General indoor illumination
- General outdoor illumination
- Decorative illumination
- Private living areas


Super protection:

- It is made of very safe materials, so it is environmentally friendly
- Provides flexibility in installation and ease of installation.

Photometric curve



| CAPTION | THE VALUE |
|---------------------|-----------|
| Rated wattage | 7 W |
| Rated current | 50-93 mA |
| Rated Voltage | 100-240V |
| Power Factor | 60/50 Hz |
| Displacement Factor | 0.5 |
| Rated lumens | 700 Lm |
| Efficiency | 100 Lm/w |
| Lumen Maintenance | 6000h |
| Beam Angle | 36° |
| Color temperature | 4000 k |
| Consistency sdcn | <6 |
| CRI | >95 |
| Rated Lifetime | 15000 h |
| Switch cycle | 15000 |
| Ta | -20~45 °c |
| Width | 50 mm |
| Height | 56 mm |
| Weight | 100 g |
| Dimming | No |



ITEM NO: 105021

BULB LED FILAMENT

4.5 W - DIMMABLE



BULB BASE

Areas of application:


- > General indoor illumination
- > Decorative illumination
- > Private living areas

Super protection:

- > It is made of very safe materials, so it is environmentally friendly
- Provides flexibility in installation and ease of installation.



| CAPTION | THE VALUE |
|---------------------|-------------|
| Rated wattage | 4.5 W |
| Rated current | 50-93 mA |
| Rated Voltage | 100-240V |
| Power Factor | 60/50 Hz |
| Displacement Factor | 0.5 |
| Rated lumens | 470 Lm |
| Efficiency | 104.44 Lm/w |
| Lumen Maintenance | 6000h |
| Beam Angle | 360° |
| Color temperature | 3000 k |
| Consistency sdcn | <6 |
| CRI | >80 |
| Rated Lifetime | 15000 h |
| Switch cycle | 15000 |
| Ta | 25°C |
| Cutout | E14 |
| Dimming | Yes |



ITEM NO: 105023

BULB LED FILAMENT

7 W



Areas of application:


- > General indoor illumination
- > Decorative illumination
- > Private living areas

Super protection:

> It is made of very safe materials, so it is environmentally friendly. Provides flexibility in installation and ease of installation.



| CAPTION | THE VALUE |
|---------------------|-------------|
| Rated wattage | 7 W |
| Rated current | 50-93 mA |
| Rated Voltage | 100-240V |
| Power Factor | 60/50 Hz |
| Displacement Factor | 0.5 |
| Rated lumens | 806 Lm |
| Efficiency | 115.14 Lm/w |
| Lumen Maintenance | 6000h |
| Beam Angle | 360° |
| Color temperature | 3000 k |
| Consistency sdcn | <6 |
| CRI | >80 |
| Rated Lifetime | 15000 h |
| Switch cycle | 15000 |
| Ta | 45°C |
| Cutout | E27 |
| Dimming | No |



ITEM NO: 105029

BULB LED FILAMENT

4.5 W



E14
BULB BASE

Areas of application:


- > General indoor illumination
- > Decorative illumination
- > Private living areas

Super protection:

- > It is made of very safe materials, so it is environmentally friendly
- Provides flexibility in installation and ease of installation.



| CAPTION | THE VALUE |
|---------------------|-------------|
| Rated wattage | 4.5 W |
| Rated current | 50-93 mA |
| Rated Voltage | 100-240V |
| Power Factor | 60/50 Hz |
| Displacement Factor | 0.5 |
| Rated lumens | 470 Lm |
| Efficiency | 104.44 Lm/w |
| Lumen Maintenance | 6000h |
| Beam Angle | 360° |
| Color temperature | 3000 k |
| Consistency sdcn | <6 |
| CRI | >80 |
| Rated Lifetime | 15000 h |
| Switch cycle | 15000 |
| Ta | 25°C |
| Cutout | E14 |
| Dimming | No |



ITEM NO: 105030

BULB LED FILAMENT

G45 - 4.5 W



G45-1C



E27

BULB BASE

Areas of application:


- > General indoor illumination
- > Decorative illumination
- > Private living areas

Super protection:

- > It is made of very safe materials, so it is environmentally friendly
- Provides flexibility in installation and ease of installation.



| CAPTION | THE VALUE |
|---------------------|-------------|
| Rated wattage | 4.5 W |
| Rated current | 50-93 mA |
| Rated Voltage | 100-240V |
| Power Factor | 60/50 Hz |
| Displacement Factor | 0.5 |
| Rated lumens | 470 Lm |
| Efficiency | 104.44 Lm/w |
| Lumen Maintenance | 6000h |
| Beam Angle | 360° |
| Color temperature | 3000 k |
| Consistency sdcn | <6 |
| CRI | >80 |
| Rated Lifetime | 15000 h |
| Switch cycle | 15000 |
| Ta | 45°C |
| Cutout | E27 |
| Dimming | No |



ITEM NO: 105083

BULB LED FILAMENT

4.5 W



E14
BULB BASE

Areas of application:


- > General indoor illumination
- > Decorative illumination
- > Private living areas

Super protection:

- > It is made of very safe materials, so it is environmentally friendly
- Provides flexibility in installation and ease of installation.



| CAPTION | THE VALUE |
|---------------------|-------------|
| Rated wattage | 4.5 W |
| Rated current | 50-93 mA |
| Rated Voltage | 100-240V |
| Power Factor | 60/50 Hz |
| Displacement Factor | 0.5 |
| Rated lumens | 470 Lm |
| Efficiency | 104.44 Lm/w |
| Lumen Maintenance | 6000h |
| Beam Angle | 360° |
| Color temperature | 2700 k |
| Consistency sdcn | <6 |
| CRI | >80 |
| Rated Lifetime | 15000 h |
| Switch cycle | 15000 |
| Ta | 25°C |
| Cutout | E14 |
| Dimming | No |



LED LAMP GU10

Data Sheet

NEWPOWER[®]

ITEM NO: 500004

LED LAMP GU10 - 7 W

CRI 90



Areas of application:


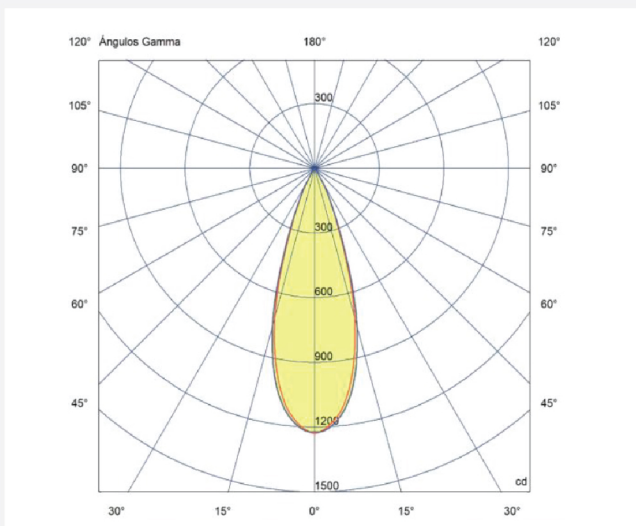
- > General indoor illumination
- > General outdoor illumination
- > Decorative illumination
- > Private living areas

Super protection:

- > It is made of very safe materials, so it is environmentally friendly
- Provides flexibility in installation and ease of installation.

| CAPTION | THE VALUE |
|---------------------|------------|
| Rated wattage | 7 W |
| Rated current | 50-93 mA |
| Rated Voltage | 100-240V |
| Power Factor | 60/50 Hz |
| Displacement Factor | 0.5 |
| Rated lumens | 520 Lm |
| Efficiency | 74.28 Lm/w |
| Lumen Maintenance | 6000h |
| Beam Angle | 15° |
| Color temperature | 2700 k |
| Consistency sdcn | <6 |
| CRI | >90 |
| Rated Lifetime | 15000 h |
| Switch cycle | 15000 |
| Ta | -20~45 °c |
| Width | 50 mm |
| Height | 56 mm |
| Weight | 100 g |
| Dimming | No |

Photometric curve



ITEM NO: 500006

BULB LED FILAMENT

G45 - 4.5 W



G45-1C



E27

BULB BASE

Areas of application:

- > General indoor illumination
- > Decorative illumination
- > Private living areas

Super protection:

- > It is made of very safe materials, so it is environmentally friendly
- Provides flexibility in installation and ease of installation.



| CAPTION | THE VALUE |
|---------------------|-------------|
| Rated wattage | 4.5 W |
| Rated current | 50-93 mA |
| Rated Voltage | 100-240V |
| Power Factor | 60/50 Hz |
| Displacement Factor | 0.5 |
| Rated lumens | 470 Lm |
| Efficiency | 104.44 Lm/w |
| Lumen Maintenance | 6000h |
| Beam Angle | 360° |
| Color temperature | 2700 k |
| Consistency sdcn | <6 |
| CRI | >80 |
| Rated Lifetime | 15000 h |
| Switch cycle | 15000 |
| Ta | 45°C |
| Cutout | E27 |
| Dimming | No |

CRI
>80

RoSH

PF
>0.9

IP
20



Ta
45°C



Apartment



Supermarket



Retail Store



Office



Hotel



School



Hospital

ITEM NO: 500007

BULB LED FILAMENT - 7 W

FROSTED



A60



E27

BULB BASE

Areas of application:

- > General indoor illumination
- > Decorative illumination
- > Private living areas

Super protection:

- > It is made of very safe materials, so it is environmentally friendly
- Provides flexibility in installation and ease of installation.



| CAPTION | THE VALUE |
|---------------------|-------------|
| Rated wattage | 7 W |
| Rated current | 50-93 mA |
| Rated Voltage | 100-240V |
| Power Factor | 60/50 Hz |
| Displacement Factor | 0.5 |
| Rated lumens | 806 Lm |
| Efficiency | 115.14 Lm/w |
| Lumen Maintenance | 6000h |
| Beam Angle | 360° |
| Color temperature | 3000 k |
| Consistency sdcn | <6 |
| CRI | >80 |
| Rated Lifetime | 15000 h |
| Switch cycle | 15000 |
| Ta | 45°C |
| Cutout | E27 |
| Dimming | No |

CRI
>80

RoSH

PF
>0.9

IP
20



Ta
45°C



Apartment



Supermarket



Retail Store



Office



Hotel



School



Hospital

LED LAMP GU10

Data Sheet

NEWPOWER[®]

ITEM NO: 500008 LED LAMP GU10 - 7 W DIMMABLE



Areas of application:


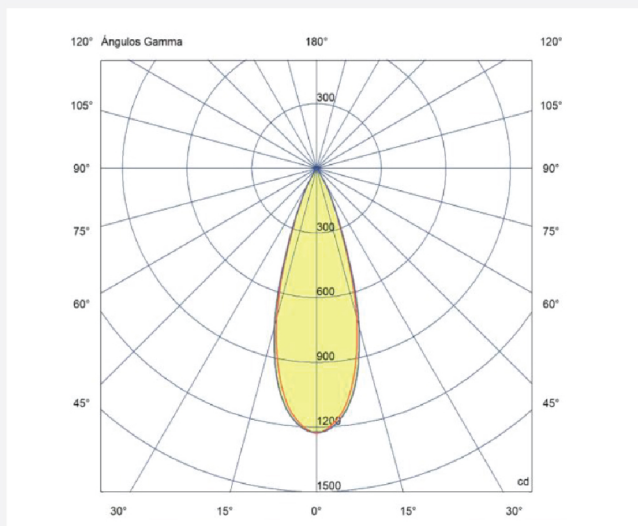
- > General indoor illumination
- > General outdoor illumination
- > Decorative illumination
- > Private living areas

Super protection:

- > It is made of very safe materials, so it is environmentally friendly
- Provides flexibility in installation and ease of installation.

| CAPTION | THE VALUE |
|---------------------|-------------|
| Rated wattage | 7 W |
| Rated current | 50-93 mA |
| Rated Voltage | 100-240V |
| Power Factor | 60/50 Hz |
| Displacement Factor | 0.5 |
| Rated lumens | 450 Lm |
| Efficiency | 64.28 Lm/w |
| Lumen Maintenance | 6000h |
| Beam Angle | 36° |
| Color temperature | 2700 k |
| Consistency sdcn | <6 |
| CRI | > 80 |
| Rated Lifetime | 15000 h |
| Switch cycle | 15000 |
| Ta | -20 ~ 45 °c |
| Width | 50 mm |
| Height | 56 mm |
| Weight | 100 g |
| Dimming | Yes |

Photometric curve



ITEM NO: 500009

BULB LED FILAMENT

4.5 W



E14
BULB BASE

Areas of application:


- > General indoor illumination
- > Decorative illumination
- > Private living areas

Super protection:

- > It is made of very safe materials, so it is environmentally friendly
- Provides flexibility in installation and ease of installation.



| CAPTION | THE VALUE |
|---------------------|-------------|
| Rated wattage | 4.5 W |
| Rated current | 50-93 mA |
| Rated Voltage | 100-240V |
| Power Factor | 60/50 Hz |
| Displacement Factor | 0.5 |
| Rated lumens | 470 Lm |
| Efficiency | 104.44 Lm/w |
| Lumen Maintenance | 6000h |
| Beam Angle | 360° |
| Color temperature | 4000 k |
| Consistency sdcn | <6 |
| CRI | >80 |
| Rated Lifetime | 15000 h |
| Switch cycle | 15000 |
| Ta | 25°C |
| Cutout | E14 |
| Dimming | No |



LED LAMP GU10

Data Sheet

NEWPOWER[®]

ITEM NO: 500010
LED LAMP GU10 - 7 W
BEAM ANGLE 15° CRI 90



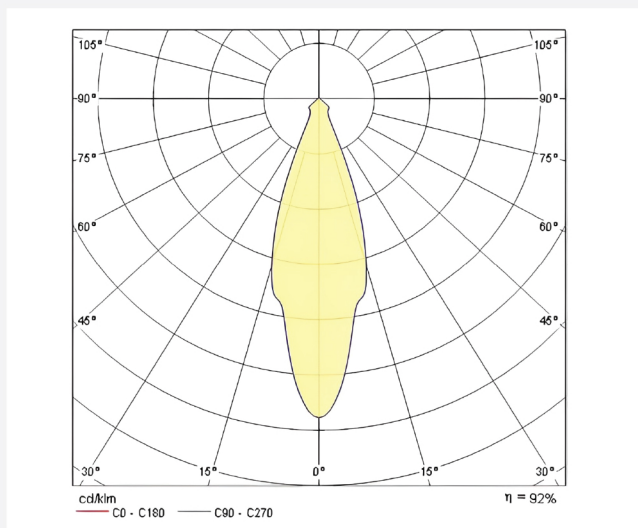
Areas of application:

- > General indoor illumination
- > General outdoor illumination
- > Decorative illumination
- > Private living areas


Super protection:

- > It is made of very safe materials, so it is environmentally friendly
- Provides flexibility in installation and ease of installation.

Photometric curve



| CAPTION | THE VALUE |
|---------------------|------------|
| Rated wattage | 7 W |
| Rated current | 50-93 mA |
| Rated Voltage | 100-240V |
| Power Factor | 60/50 Hz |
| Displacement Factor | 0.5 |
| Rated lumens | 600 Lm |
| Efficiency | 85.71 Lm/w |
| Lumen Maintenance | 6000h |
| Beam Angle | 15° |
| Color temperature | 3000 k |
| Consistency sdc | <6 |
| CRI | >90 |
| Rated Lifetime | 15000 h |
| Switch cycle | 15000 |
| Ta | -20~45 °c |
| Width | 50 mm |
| Height | 56 mm |
| Weight | 100 g |
| Dimming | No |



LED LAMP GU10

Data Sheet

NEWPOWER[®]

ITEM NO: 500011
LED LAMP GU10 - 7 W
BEAM ANGLE 15° CRI 90



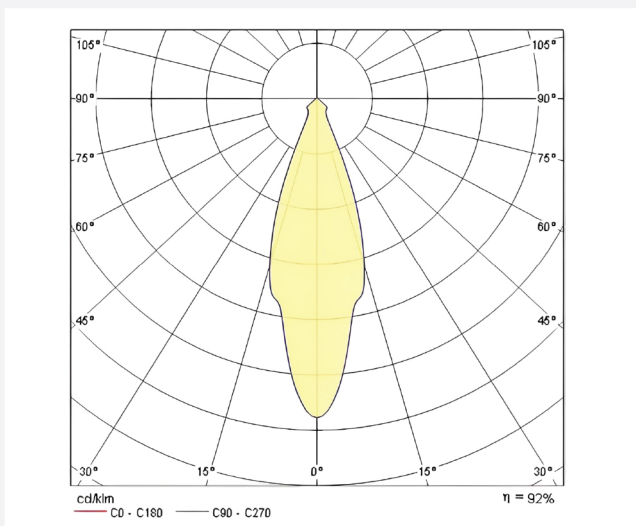
Areas of application:

- > General indoor illumination
- > General outdoor illumination
- > Decorative illumination
- > Private living areas

Super protection:

- > It is made of very safe materials, so it is environmentally friendly
- Provides flexibility in installation and ease of installation.

Photometric curve



| CAPTION | THE VALUE |
|---------------------|------------|
| Rated wattage | 7 W |
| Rated current | 50-93 mA |
| Rated Voltage | 100-240V |
| Power Factor | 60/50 Hz |
| Displacement Factor | 0.5 |
| Rated lumens | 600 Lm |
| Efficiency | 85.71 Lm/w |
| Lumen Maintenance | 6000h |
| Beam Angle | 15° |
| Color temperature | 4000 k |
| Consistency sdc | <6 |
| CRI | >90 |
| Rated Lifetime | 15000 h |
| Switch cycle | 15000 |
| Ta | -20~45 °c |
| Width | 50 mm |
| Height | 56 mm |
| Weight | 100 g |
| Dimming | No |

CRI
>90

RoSH

PF
>0.9

IP
20



Ta
-20~45°C



Apartment



Supermarket



Retail Store



Office



Hotel



School



Hospital

LED LAMP GU10

Data Sheet

NEWPOWER[®]

ITEM NO: 500012

LED LAMP GU10 - 7 W

DIMMABLE



Areas of application:


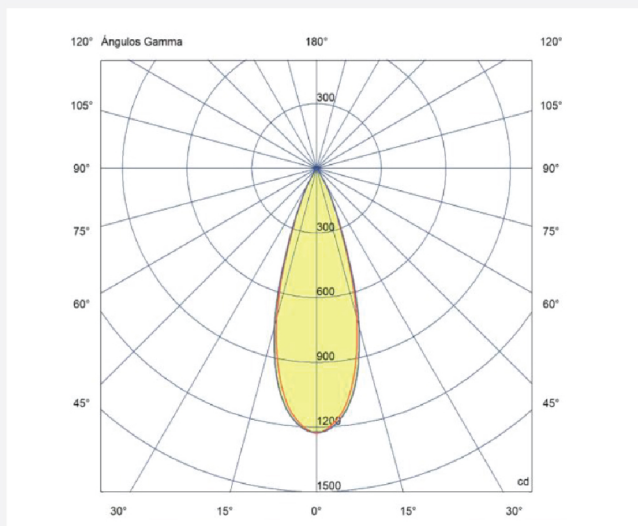
- > General indoor illumination
- > General outdoor illumination
- > Decorative illumination
- > Private living areas

Super protection:

- > It is made of very safe materials, so it is environmentally friendly
- Provides flexibility in installation and ease of installation.

| CAPTION | THE VALUE |
|---------------------|-------------|
| Rated wattage | 7 W |
| Rated current | 50-93 mA |
| Rated Voltage | 100-240V |
| Power Factor | 60/50 Hz |
| Displacement Factor | 0.5 |
| Rated lumens | 450 Lm |
| Efficiency | 64.28 Lm/w |
| Lumen Maintenance | 6000h |
| Beam Angle | 36° |
| Color temperature | 4000 k |
| Consistency sdcn | <6 |
| CRI | > 80 |
| Rated Lifetime | 15000 h |
| Switch cycle | 15000 |
| Ta | -20 ~ 45 °c |
| Width | 50 mm |
| Height | 56 mm |
| Weight | 100 g |
| Dimming | Yes |

Photometric curve



ITEM NO: 500013

BULB LED FILAMENT

7 W



Areas of application:


- > General indoor illumination
- > Decorative illumination
- > Private living areas

Super protection:

- > It is made of very safe materials, so it is environmentally friendly
- Provides flexibility in installation and ease of installation.



| CAPTION | THE VALUE |
|---------------------|-------------|
| Rated wattage | 7 W |
| Rated current | 50-93 mA |
| Rated Voltage | 100-240V |
| Power Factor | 60/50 Hz |
| Displacement Factor | 0.5 |
| Rated lumens | 806 Lm |
| Efficiency | 115.14 Lm/w |
| Lumen Maintenance | 6000h |
| Beam Angle | 360° |
| Color temperature | 4000 k |
| Consistency sdcn | <6 |
| CRI | >80 |
| Rated Lifetime | 15000 h |
| Switch cycle | 15000 |
| Ta | 45°C |
| Cutout | E27 |
| Dimming | No |



ITEM NO: 500017

BULB LED FILAMENT

6.5 W



E14
BULB BASE

Areas of application:


- > General indoor illumination
- > Decorative illumination
- > Private living areas

Super protection:

- > It is made of very safe materials, so it is environmentally friendly
- Provides flexibility in installation and ease of installation.



| CAPTION | THE VALUE |
|---------------------|-----------|
| Rated wattage | 6.5 W |
| Rated current | 50-93 mA |
| Rated Voltage | 100-240V |
| Power Factor | 60/50 Hz |
| Displacement Factor | 0.5 |
| Rated lumens | 806 Lm |
| Efficiency | 124 Lm/w |
| Lumen Maintenance | 6000h |
| Beam Angle | 360° |
| Color temperature | 3000 k |
| Consistency sdcn | <6 |
| CRI | >80 |
| Rated Lifetime | 15000 h |
| Switch cycle | 15000 |
| Ta | 25°C |
| Cutout | E14 |
| Dimming | No |



ITEM NO: 500018

BULB LED FILAMENT

6.5 W



E14
BULB BASE

Areas of application:


- > General indoor illumination
- > Decorative illumination
- > Private living areas

Super protection:

- > It is made of very safe materials, so it is environmentally friendly
- Provides flexibility in installation and ease of installation.



| CAPTION | THE VALUE |
|---------------------|-----------|
| Rated wattage | 6.5 W |
| Rated current | 50-93 mA |
| Rated Voltage | 100-240V |
| Power Factor | 60/50 Hz |
| Displacement Factor | 0.5 |
| Rated lumens | 806 Lm |
| Efficiency | 124 Lm/w |
| Lumen Maintenance | 6000h |
| Beam Angle | 360° |
| Color temperature | 4000 k |
| Consistency sdcn | <6 |
| CRI | >80 |
| Rated Lifetime | 15000 h |
| Switch cycle | 15000 |
| Ta | 25°C |
| Cutout | E14 |
| Dimming | No |



LED LAMP

Data Sheet

NEWPOWER[®]

ITEM NO: 50013

LED LAMP - 9 W



A60-3



E27

BULB BASE

Areas of application:


- > General indoor illumination
- > General outdoor illumination
- > Decorative illumination
- > Private living areas

Super protection:

- > It is made of very safe materials, so it is environmentally friendly
- Provides flexibility in installation and ease of installation.



| CAPTION | THE VALUE |
|---------------------|------------|
| Rated wattage | 9 W |
| Rated current | 50-93 mA |
| Rated Voltage | 100-240V |
| Power Factor | 60/50 Hz |
| Displacement Factor | 0.5 |
| Rated lumens | 806 Lm |
| Efficiency | 89.55 Lm/w |
| Lumen Maintenance | 6000h |
| Beam Angle | 150° |
| Color temperature | 4000 k |
| Consistency sdcM | <6 |
| CRI | >80 |
| Rated Lifetime | 15000 h |
| Switch cycle | 15000 |
| Ta | 45°C |
| Dimming | No |



LED LAMP GU10

Data Sheet

NEWPOWER[®]

ITEM NO: 5104091

LED LAMP GU10 - 9 W

CRI 95



Areas of application:


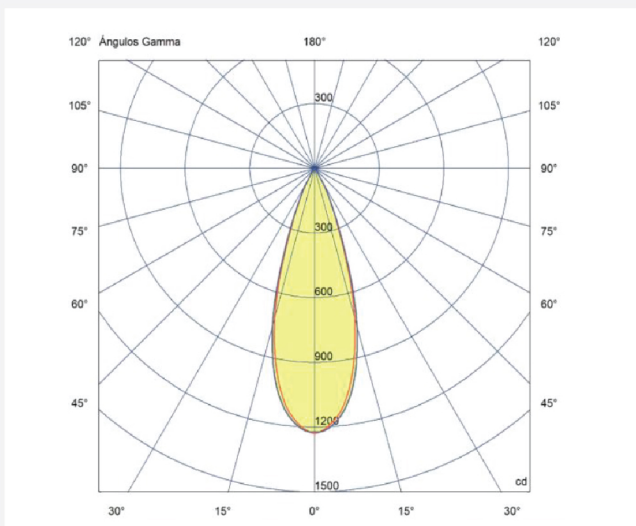
- > General indoor illumination
- > General outdoor illumination
- > Decorative illumination
- > Private living areas

Super protection:

- > It is made of very safe materials, so it is environmentally friendly
- Provides flexibility in installation and ease of installation.

| CAPTION | THE VALUE |
|---------------------|------------|
| Rated wattage | 9 W |
| Rated current | 50-93 mA |
| Rated Voltage | 100-240V |
| Power Factor | 60/50 Hz |
| Displacement Factor | 0.5 |
| Rated lumens | 800 Lm |
| Efficiency | 88.88 Lm/w |
| Lumen Maintenance | 6000h |
| Beam Angle | 36° |
| Color temperature | 3000 k |
| Consistency sdcn | <6 |
| CRI | >95 |
| Rated Lifetime | 15000 h |
| Switch cycle | 15000 |
| Ta | -20~45 °c |
| Width | 56 mm |
| Height | 50 mm |
| Weight | 100 g |
| Dimming | No |

Photometric curve



LED LAMP GU10

Data Sheet

NEWPOWER[®]

ITEM NO: 5104092

LED LAMP GU10 - 9 W

CRI 95



Areas of application:

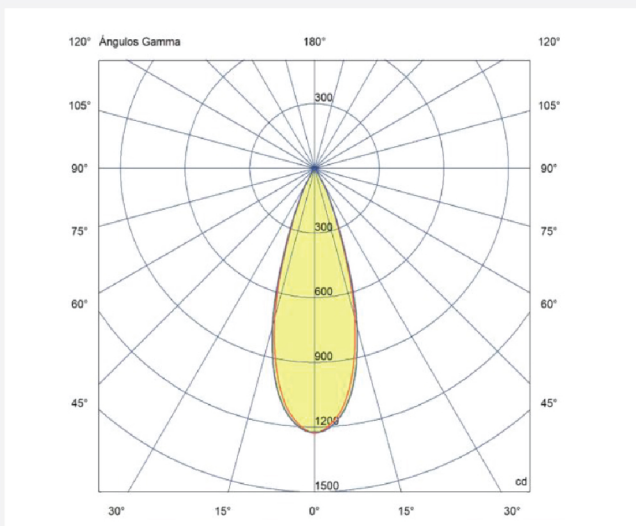
- General indoor illumination
- General outdoor illumination
- Decorative illumination
- Private living areas

Super protection:

- It is made of very safe materials, so it is environmentally friendly
- Provides flexibility in installation and ease of installation.

| CAPTION | THE VALUE |
|---------------------|------------|
| Rated wattage | 9 W |
| Rated current | 50-93 mA |
| Rated Voltage | 100-240V |
| Power Factor | 60/50 Hz |
| Displacement Factor | 0.5 |
| Rated lumens | 800 Lm |
| Efficiency | 88.88 Lm/w |
| Lumen Maintenance | 6000h |
| Beam Angle | 36° |
| Color temperature | 4000 k |
| Consistency sdcn | <6 |
| CRI | >95 |
| Rated Lifetime | 15000 h |
| Switch cycle | 15000 |
| Ta | -20~45 °c |
| Width | 56 mm |
| Height | 50 mm |
| Weight | 100 g |
| Dimming | No |

Photometric curve



CRI >95 RoSH PF >0.9 IP 20 Ta -20~45°C

Apartment Supermarket Retail Store Office Hotel School Hospital